

24<sup>th</sup> April 2020

# Welcome back



**Home School Link Worker:** From Megan Evetts - Just a reminder that I am still available to support families throughout these uncertain and challenging times. I will be contacting parents that I work with on a weekly basis by telephone, and all parents can contact me directly using the following email address - [oxhslw@glfschools.org](mailto:oxhslw@glfschools.org)

### Monday 20<sup>th</sup> April:



**Darwin** - Welcome Darwin I've really enjoyed seeing all your Easter activities, I hope you all had a great Easter holiday. We will be learning all about growing and life cycles this term. We started the week with our story The Seed in Need. We are exploring how things grow, I used a carrot top and placed it into water, we are going to watch it to see what will happen. Keep checking your vegetables to see if they are growing. We have also been writing our names and surnames, ordering numbers from 1-10.

**Cartwright** – Cartwright class have shared some lovely Easter activities that they have been busily doing over the Easter break. Some of the children decided to take part in an optional Easter activity using their senses to see what they could see, hear, taste, smell and feel. There was lots of lovely gardening used to explore their senses. This week we begin looking at life cycles. The children have listened to the story of Oliver's Vegetables today and written a list of all the vegetables in the story as well as thinking about which of them they like and dislike. In maths we are looking at patterns this week. I found it really tricky, so the children have helped me to make a song using their body parts in a pattern. Well done Cartwright class.

**Kandinsky** – Children have hit the ground running after the Easter break and have got stuck into their learning! For maths today they are working through a booklet to recap the learning on place value, addition and subtraction shape and time.

**Seacole** – Seacole class are researching about different animal habitats in our new Science topic using the Bitsize website. They have written key facts about Bees based on the reading comprehension they have read today. This will support our report writing that we will be producing together throughout the week. We are also revisiting telling the time and have the challenge of reading and writing the time in words today.



**Seacole** – In Science we have been reading about insects using the Oxford Owl Website and writing sentences about what we have found out. As an extra challenge we have been thinking how we could use recycled materials to create our own Bug Boxes. We have also consolidated telling the time half past the hour and then using this to help us answer mastery time questions.

**Valentina** – Wow! I cannot believe how much information you guys have unearthed by researching your sea creatures, I have been blown away and learnt so many new facts about wildlife! Valentina have continued to track their sea creatures on their travels and have conducted their own research to find out more about their chosen animal, organising their notes by colour in preparation for writing in paragraphs. In maths, they have continued to work on their mental strategies of adding and subtracting, applying what they know about adding and subtracting multiples of 10 to be able to add and subtract numbers that end in 9. I have been really impressed with Valentina's resilience in completing this and so many of you have shown grit, but I would like to say a big well done to Lachlan, Charlie and Kai for not giving up and correcting their mistakes! Well done!

**DaVinci** – Today we have continued to work with Roman numerals but this time up to 1000. In English we looked at exploring setting in stories. We chose one of our favorite story settings and were asked to think about all the elements that make up a good story setting. What is it about certain stories that make you want to go there? Is it the setting, the characters, the activities you can do there? We then used a word bank to help us describe our favorite story setting including what characters we might find there, the climate, how we would travel there, what we could see there and what activities we could do there. I really enjoyed reading your setting descriptions and could see why you chose them! You have been producing some great work again today - well done!

**Shakespeare** – In Science, we have been researching amphibians and their life cycle, thinking carefully about how we can present our research. We have also been continuing with our work on El Dorado, writing detailed character descriptions of the main characters. As you can see from the photos, some children have even been helping their parents with the cooking during this time!

### Wednesday 22<sup>nd</sup> April:



**Darwin** - Darwin have learning about growing, we have been watching our carrot, parsnips and potatoes to see if changes are happening, we have been giving them water and sun light to help them grow. The children have been making numbers out of stones and sticks, great job everyone.

**Cartwright** – Today Cartwright class listened to the story of Supertato and from this they made their own wonderful superheroes from fruit and vegetables they had at home or some children designed them as a picture. Linked to the story the children told me what fruits and vegetables they had eaten today. There were some lovely pictures of all of the foods the children had eaten as well as some beautifully written lists and some self-made fruit salads. In maths we have continued to look at patterns and the children have drawn or created their own using items such as playdough to show repeating patterns with two or three colours. The children have also been sharing lots of lovely experiences with me such as their daily walks- well done all.

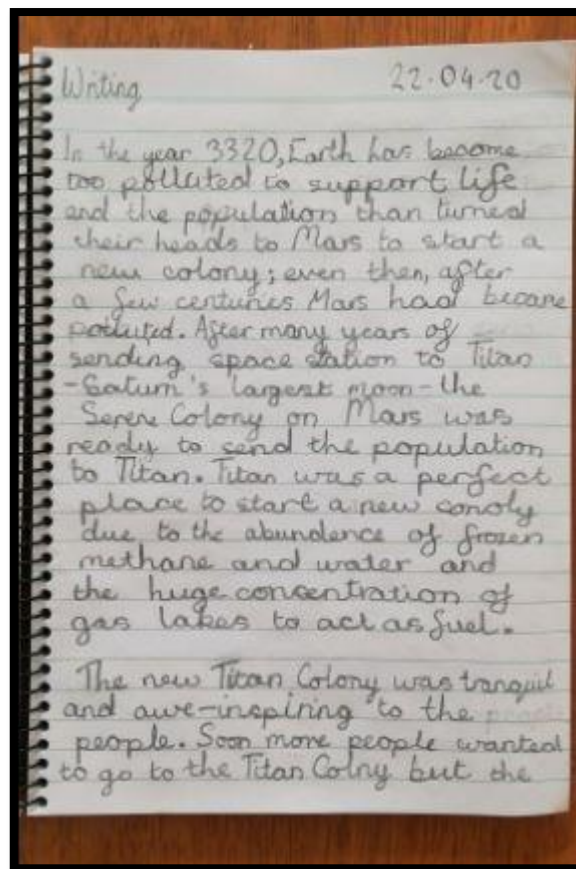
**Kandinsky** – children have written the beginning of a story and were given the following title: 'It was the day the moon fell'. I received lots of fantastic story openers which I really enjoyed reading and they left me wanting to know what happens next. Well done to all of you for remembering your capital letters and full stops!

**Seacole** – In Maths we have enjoyed challenging ourselves by completing the interactive time quiz for quarter to and quarter past the hour before answering word questions. Based on our previous reading we completed a research map

to help us plan our non chronological report writing. We have been using the Spelling Frame website to test ourselves on our new spelling rule this week as well as learning our common exception words.

**Valentina** – Wonderful Water Work – Today Valentina have been looking at alliteration in order to write catchy headings and subheadings for their non-chronological reports. I have been really impressed at how eye catching their headings were which have left me excited to read more. In maths today, we have moved on from mental arithmetic strategies to formal written methods of addition and subtraction using the ‘column method’. I was so pleased to see that so many of you remembered this process and the need to ‘regroup’ where we have too high an amount in one column. I saw lots of amazing reasoning, such as, “you have to exchange ten ones for one ten”. Keep up all your hard work.

**DaVinci** - Today in English we were writing our very own story setting and thinking about what makes a setting in a book so special. I really enjoyed reading your settings and could really picture the places you had described. I also loved seeing your maps of your fantasy settings that you had created! In maths we have been exploring angles and learning about obtuse, acute and right angles. You have done some fantastic maths work and reasoning and I loved seeing then photos and drawings of all the angles you could find in your houses! Keep up the great work!



**Shakespeare** – Another fantastic day of home learning for Shakespeare class! Today we have been creating a mind map for the hero of our adventure stories. We have been thinking about their appearance, personality and behaviour as well as using some fantastic expanded noun phrases to really bring our characters to life. In maths, year 6 have been continuing to revise their fractions knowledge whilst year 5 have been recapping adding and subtracting decimals – again I have been incredibly impressed with the work you have completed. We have also had a joke of the day competition with Kayla as our champion of the day!

### Thursday 23<sup>rd</sup> April:

**Darwin** - Today Darwin have become bug hunters, we have been exploring our gardens to see how many different types of bugs we can find. We counted all our bugs to see how many we found. We have been playing a sound listening game, the children had to listen very carefully to hear sounds from the seaside. Star of week Jacob

**Cartwright** – Today we looked at a story linked to St George’s Day. Lots of the children were then asking their adults questions about St George’s day and researching information. The class have continued to impress me with their

positive attitude towards their learning and their brilliant phonics work. In maths today the children were counting amounts linked to St George's day items. Some children then challenged themselves to add two groups together. I have seen some great craft activities linked to our learning today such as the great castle in the picture. We are also enjoying the sunshine!


**Kandinsky** - Kandinsky have been using adjectives to label and describe a character's appearance. They all chose their own story and chose their favorite character to draw and label. It was great to see so many different characters described so well with amazing adjectives.

**Seacole** – Today we have been finding further facts from our Mini Beast Reading Comprehension to add to our non chronological report writing plan. It has been lovely to see your work linked to the Science this week on the Do Jo site such as making Bumble Bee Peebles (see photo) as well as hearing about your walks and spotting minibeasts in your garden. Fantastic Science work! Seacole Star of the Week is awarded to Freya Feustel for her amazing idea of making a Bird Feeder out of Recycled materials as well as her beautiful Bumble Bee Pebbles.

**Valentina** – Well done Valentina for your super efforts today, you have blown me away with how well you have remembered the column method. I have seen some fantastic reasoning, such as, "there are too many ones. I need to exchange 10 ones for 1 ten. In English today we have looked at a new grammar rule, when to use 'an' or 'a' by our applying our understanding of the vowels and consonants in the alphabet. I hope that you all enjoyed our science experiment today, I have loved reading your comments underneath the videos. Keep up the hard work!

**DaVinci** - Today, Da Vinci class were exploring poetry and the poems *Please Mrs Butler* and *Excuses* by Allan Ahlberg. We practiced summarizing, giving your opinion and using the text to find evidence. Finally, you got creative and tried writing another verse for one of the poems. I really enjoyed reading your verses and found your excuses very funny! In maths we continued exploring angles and were looking at exercises that involved comparing and ordering angles. You were also challenged to create as many right angles as possible using either objects or sticks out in your garden or by drawing a picture using just right angles.

**Shakespeare** – Today, Shakespeare class have been reading the next chapter of *El Dorado*, trying to find out which of the characters will reach the city of gold first. We have been writing character descriptions for the hero of our adventure story today; I have really enjoyed reading the vivid descriptions and finding out about these characters. In maths, year 6 have been challenging me with their own fraction-based word problems so let's hope I can solve them all before the end of the day!



**Friday**

**24<sup>th</sup>**

**April:**

**Darwin** - We have had a great week of home learning, well done Darwin class. Darwin have been busy making homes for all their bugs in their gardens, we used plastic bottles and sticks to make their bug homes. We have been counting superheroes. We have also been busy exploring one more and one less.

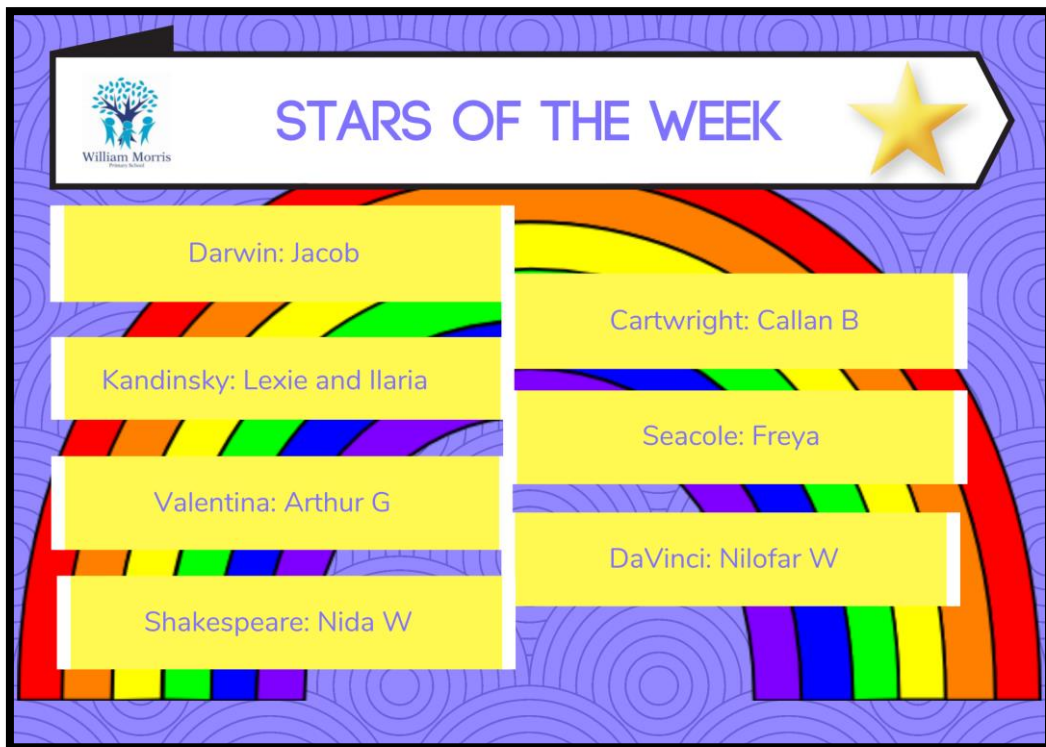
**Cartwright** – Well what a fantastic first week back Cartwright class have had. I have really enjoyed seeing all of the lovely learning going on at home as well as all the wonderful experiences you are all having. It has been lovely to get to know you a little better over the first week and thank you for making me feel so welcome. Your fantastic work has really made me smile this week and made me feel very proud. This week's star of the week goes to Callan for producing some wonderful home learning with a positive attitude and great team work. Well done to all of you Enjoy a sunny weekend.





Have a great weekend!

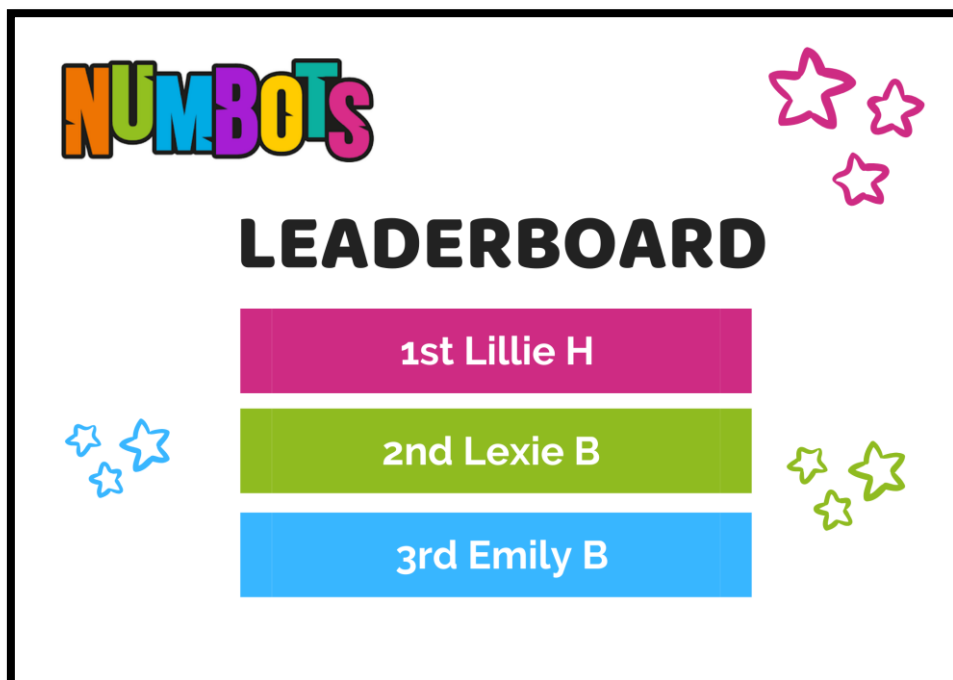
Hiddleston


Julie Hiddleston and the school team




 **STARS OF THE WEEK** 

Darwin: Jacob	Cartwright: Callan B
Kandinsky: Lexie and Ilaria	Seacole: Freya
Valentina: Arthur G	DaVinci: Nilofar W
Shakespeare: Nida W	



**NUMBOTS** 

**LEADERBOARD**

	<b>1st Lillie H</b>	
	<b>2nd Lexie B</b>	
	<b>3rd Emily B</b>	





## William Morris Primary School App

Now more than ever, we need parents to ensure they have downloaded the school communication app. We work with a developer called Piota who have devised an app that is perfect for school-home communication. Through the app, we are able to:

- Send messages – much like text, but with more information and links
- Provide information – such as news items, school dinner information etc
- Contact information at the tip of your fingers
- Events and alerts for our events

### Downloading the app

You can download the app from the Playstore (using Android devices) and the App Store if you have an iOS device.

iOS: <https://itunes.apple.com/gb/app/piota/id1297224201?mt=8>

Playstore: [https://play.google.com/store/apps/details?id=uk.co.piota.app&hl=en\\_GB](https://play.google.com/store/apps/details?id=uk.co.piota.app&hl=en_GB)


Or search for **Piota**. The icon is blue and looks like this:



Once you have downloaded it to your device, search for our school and connect.

### Using the app

Once downloaded and after your child is enrolled with us and has started, you will be able to register your device with the app, by clicking on the padlock icon:



This will enable us to tailor information to you as a parent. We can send messages to class groups and even individually, so it's really important that you register your device as soon as you are able. Please ensure you allow the app to send notifications as this will alert you to any information that we are sending you.

If you have any questions regarding the app, please email the school office on [info@williammorrisschool.org](mailto:info@williammorrisschool.org) and we will try to help you.